



Solar for everybody

Product brochure



The power of the sun for the future of our planet

Photo by Nathan Dumiao

Solar for everybody



Photo by Leon Biss

The future is solar for everybody

At Solplanet, we are driven by a simple idea: solar for everybody. We strive to create the best possible experience for distributors, installers and end users. That's why our products are easy-to-install, reliable and user-friendly.

Solplanet photovoltaic inverters are manufactured in compliance with international high-quality standards. Our annual production capacity exceeds 10GW. So, chances are we can meet your demand.

You can depend on Solplanet

Solplanet is a brand of AISWEI, who has been manufacturing inverters since 2007. AISWEI, also formerly known as SMA's Chinese subsidiary, has successfully been manufacturing high-quality and reliable products for renowned brands like SMA since 2017 and Zegersolar since 2013. Today, AISWEI is an independent research, development and manufacturing company. A recent equity restructuring puts AISWEI on particularly strong financial footing within the industry.

Solplanet makes things easy

Solplanet products are easy-to-install, reliable and user-friendly. We offer a variety of quality products with industry leading warranties that you can depend on: single phase inverters, three phase inverters and connect & monitoring products. In addition we also offer our new hybrid inverters.

Easy-to-install Reliable User-friendly

We strive to create the best possible experience for distributors, installers and end users. That's why our products are easy-to-install, reliable and user-friendly.



Easy-to-install

- Quick & easy-to-install with standard tools
- Quick setup and commissioning with Solplanet apps
- Compact wall mount design



Reliable

- International quality standards
- Integrated DC switch
- IP rated design for outdoor use



User-friendly


- User friendly app interface
- Online monitoring via Wi-Fi and Solplanet apps
- Award winning inverter design



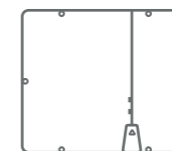
Our product range:

We offer single phase and three phase inverters alongside our monitoring products:

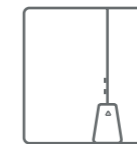
Single Phase Inverters
Page 8



Three Phase Inverters
Page 20




Energy Storage System
Page 36



Connect & Monitor
Page 44



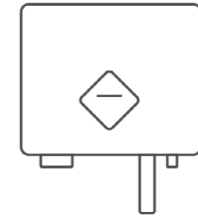
Single phase inverters



Perfect for home & small business applications


ASW S-S SERIES

ASW1000S-S
ASW1500S-S
ASW2000S-S
ASW3000S-S




ASW S SERIES

ASW3000-S
ASW3680-S
ASW4000-S
ASW5000-S




ASW S SERIES

ASW6000-S
ASW8000-S
ASW10000-S



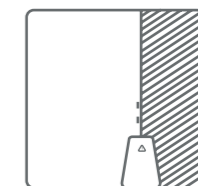
ASW S-G2 SERIES

ASW1000-S-G2
ASW1500-S-G2
ASW2000-S-G2
ASW2500-S-G2



ASW S-G2 SERIES

ASW3000-S-G2
ASW3680-S-G2
ASW4000-S-G2
ASW5000-S-G2
ASW6000-S-G2



ASW S Series



Models:
ASW1000S-S
ASW1500S-S
ASW2000S-S
ASW3000S-S



Easy-to-install

- Quick & easy-to-install with basic tools
- Quick setup and commissioning with Solplanet apps
- Compact wall mount design



Reliable

- International quality standards
- Integrated DC switch
- IP65 rated design for outdoor use



User-friendly

- User friendly app interface
- Online monitoring via Wi-Fi and Solplanet apps
- Distinguishable connection interfaces
- ShadeSol shadow management

Technical Datasheet

	ASW1000S-S	ASW1500S-S	ASW2000S-S	ASW3000S-S	
Input (DC)	Max. PV array power	1500 Wp STC	2250 Wp STC	3000 Wp STC	4500 Wp STC
	Max. input voltage	580 V			
	MPP voltage range / rated input voltage	80 V to 550 V / 360 V			
	Min. input voltage	80 V			
	Initial. feed in voltage	100 V			
	Max. operating input current	12 A			
	Max. short circuit current	18 A			
	No. of independent MPPT inputs / strings per MPPT input	1 / 1			
Output (AC)	Rated active power	1000 W	1500 W	2000 W	3000 W
	Rated apparent power	1000 VA	1500 VA	2000 VA	3000 VA
	Max. apparent power	1000 VA	1500 VA	2000 VA	3000 VA
	AC nominal voltage	220 V / 230 V / 240 V			
	AC voltage range	180 V to 290 V			
	AC grid frequency / range	50 Hz / 45 Hz to 55 Hz 60 Hz / 55 Hz to 65 Hz			
	Max. output current	5 A	7.5 A	10 A	13.6 A
	Adjustable power factor range	0.8 leading to 0.8 lagging			
	Feed-in phases	1			
	Harmonic distortion (THD) at rated output	< 3 %			
Efficiency & Protection	Max. efficiency / European efficiency	97.4% / 95.4 %	97.6 % / 96.3 %	97.6 % / 96.8 %	97.6 % / 97.1 %
	DC switch	●			
	Ground fault monitoring / grid monitoring	● / ●			
	DC reverse polarity protection / AC short circuit protection	● / ●			
	All-pole-sensitive residual-current monitoring unit	●			
	Anti-islanding Protection	●			
	Protection class (according to IEC 62109-1) / overvoltage category (according to IEC 62109-1)	I / AC : III ; DC : II			
General data	Dimensions (W / H / D)	320 / 264 / 94 mm			
	Weight	6.5 kg			
	Operating temperature range	-25°C ... +60°C			
	Self-consumption (at night)	< 1 W			
	Topology	Non-isolated			
	Cooling concept	Natural convection			
	Degree of protection (according to IEC 60529)	IP65			
	Climatic category (according to IEC 60721-3-4)	4K4H			
	Max. permissible value for relative humidity (non-condensing)	100%			
	Max. operating altitude	3000 m			
Features	DC connection	Plug-in connector			
	AC connection	Plug-in connector			
	Mounting type	Wall-mount bracket			
	LED indicators (Status / Fault / Communication)	●			
	Communication interface ^{1&2}	Wi-Fi / RS485 (Optional)			
	Country of manufacture	China			
Certificates and approvals (more available on request)	CE, IEC62109, IEC61000, EN50549, AS/NZS 4777, C10/C11, IEC61727, IEC62116, IEC61683				

● Standard features / ○ optional features / – not available

1- 2-pin RS485 connection to approved smart meters for export power control applications

2- DRED function supported via RS485 for Australia & New Zealand

ASW S Series



Models:
ASW3000-S
ASW3680-S
ASW4000-S
ASW5000-S



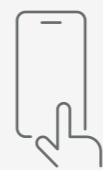
Easy-to-install

- Quick & easy-to-install with basic tools
- Quick setup and commissioning with Solplanet apps
- Compact wall mount design



Reliable

- International quality standards
- Integrated DC switch
- IP65 rated design for outdoor use



User-friendly

- User friendly app interface
- Online monitoring via Wi-Fi and Solplanet apps
- Dual MPPT's for flexible PV array design
- ShadeSol shadow management

Technical Datasheet


	ASW3000-S	ASW3680-S	ASW4000-S	ASW5000-S	
Input (DC)	Max. PV array power	4500 Wp STC	5520 Wp STC	6000 Wp STC	7500 Wp STC
	Max. input voltage	580 V			
	MPP voltage range / rated input voltage	80 V to 550 V / 360 V			
	Min. input voltage	80 V			
	Initial. feed in voltage	100 V			
	Max. operating input current	12 A / 12A			
	Max. short circuit current	18 A / 18A			
	No. of independent MPPT inputs / strings per MPPT input	2 / 1			
Output (AC)	Rated active power	3000 W	3680 W	4000 W	5000 W
	Rated apparent power	3000 VA	3680 VA	4000 VA	5000 VA
	Max. apparent power	3000 VA	3680 VA	4000 VA	5000 VA
	AC nominal voltage	220 V / 230 V / 240 V			
	AC voltage range	180 V to 290 V			
	AC grid frequency / range	50 Hz / 45 Hz to 55 Hz 60 Hz / 55 Hz to 65 Hz			
	Max. output current	15 A	16 A	20 A	22.7 A*
	Adjustable power factor range	0.8 leading to 0.8 lagging			
	Feed-in phases	1			
	Harmonic distortion (THD) at rated output	< 3 %			
Efficiency & Protection	Max. efficiency / European efficiency	97.85% / 97.3%	97.85% / 97.5%	97.85% / 97.5%	97.85% / 97.6%
	DC switch	●			
	Ground fault monitoring / grid monitoring	● / ●			
	DC reverse polarity protection / AC short circuit protection	● / ●			
	All-pole-sensitive residual-current monitoring unit	●			
	Anti-islanding Protection	●			
	Protection class (according to IEC 62109-1) / overvoltage category (according to IEC 62109-1)	I/AC: III; DC :II			
General data	Dimensions (W / H / D)	376 / 355 / 145 mm			
	Weight	12 kg			
	Operating temperature range	-25°C ... +60°C			
	Self-consumption (at night)	<1 W			
	Topology	Non-isolated			
	Cooling concept	Natural convection			
	Degree of protection (according to IEC 60529)	IP65			
	Climatic category (according to IEC 60721-3-4)	4K4H			
	Max. permissible value for relative humidity (non-condensing)	100%			
	Max. operating altitude	3000 m			
Features	DC connection	Plug-in connector			
	AC connection	Plug-in connector			
	Mounting type	Wall-mount bracket			
	LED indicators (Status / Fault / Communication)	●			
	Communication interface ¹	Wi-Fi / 4G / RS485 (Optional)			
	Country of manufacture	China			
	Certificates and approvals (more available on request)	CE, IEC62109, IEC61000, AS/NZS 4777, EN50549, VFR 2014 & UTE C15-712-1, CEI 0-21, C10/C11, NBR16149, IEC61727, IEC62116, IEC61683			

● Standard features / ○ optional features / – not available

*Max. output current limited to 21.7 A when set to the AS/NZS 4777.2 grid code

¹- DRED function supported via RS485 for Australia & New Zealand

ASW S Series



Models:
ASW6000-S
ASW8000-S
ASW10000-S



Easy-to-install

- Quick & easy-to-install with basic tools
- Quick setup and commissioning with Solplanet apps
- Compact wall mount design



Reliable

- International quality standards
- Integrated DC switch
- IP66 rated design for outdoor use



User-friendly

- 16 A input current, compatible with bifacial and large area PV modules
- Online monitoring via Wi-Fi and Solplanet apps
- 3 MPPT's for flexible PV array design
- ShadeSol shadow management

Technical Datasheet

	ASW6000-S	ASW8000-S	ASW10000-S	
Input (DC)	Max. PV array power	9000 Wp STC	12000 Wp STC	15000 Wp STC
	Max. input voltage	600V		
	MPP voltage range / rated input voltage	80 V - 560 V / 360 V		
	Min. input voltage	80 V		
	Initial. feed in voltage	100 V		
	Max. operating input current	16 A		
	Max. short circuit current	22.5 A		
	No. of independent MPPT inputs / strings per MPPT input	3 / 1		
Output (AC)	Rated active power	6000 W	8000 W	10000 W
	Rated apparent power	6000 VA	8000 VA	10000 VA
	Max. apparent power	6600 VA	8800 VA	11000 VA
	AC nominal voltage	220 V / 230 V / 240 V		
	AC voltage range	180 V to 295 V		
	AC grid frequency / range	50 Hz / 45 Hz to 55 Hz 60 Hz / 55 Hz to 65 Hz		
	Max. output current	30 A	40 A	50 A
	Adjustable power factor range	0.8 leading to 0.8 lagging		
	Feed-in phases	1		
	Harmonic distortion (THD) at rated output	< 3%		
Efficiency & Protection	Max. efficiency / European efficiency	97.7 % / 97.3 %		
	DC switch	●		
	Ground fault monitoring / grid monitoring	● / ●		
	DC reverse polarity protection / AC short circuit protection	● / ●		
	All-pole-sensitive residual-current monitoring unit	●		
	Anti-Islanding protection	●		
	Surge protection	● / Type II		
	Protection class (according to IEC 62109-1) / overvoltage category (according to IEC 62109-1)	I / AC: III; DC: II		
General data	Dimensions (W / H / D)	503 / 435 / 183 mm		
	Weight	< 18 kg		
	Operating temperature range	-25°C ... +60°C		
	Self-consumption (at night)	< 1 W		
	Topology	Non-isolated		
	Cooling concept	Natural convection		
	Degree of protection (according to IEC 60529)	IP66		
	Climatic category (according to IEC 60721-3-4)	4K4H		
	Max. permissible value for relative humidity (non-condensing)	100%		
	Max. operating altitude	3000 m		
Features	DC connection	Plug-in connector		
	AC connection	Plug-in connector		
	Mounting type	Wall-mount bracket		
	LED indicators (Status / Fault / Communication)	●		
	Communication interface ^{1&2}	Wi-Fi / 4G / RS485 (Optional)		
	Country of manufacture	China		
	Certificates and approvals (more available on request)	CE, EN50549, IEC62109, IEC62116, IEC61727, IEC61683, IEC60068, IEC61000, AS/NZS4777, C10/C11		

● Standard features / ○ optional features / – not available

Data at nominal conditions. All information is subject to change.

1- 2-pin RS485 to approved smart meters for export power control applications

2- DRED supported with RS485 communication for Australia & New Zealand

3- The overload setting is disabled as default for AS/NZS4777 grid codes

4- For European and AS/NZS4777 grid codes the max. apparent AC power is equal to the rated power

ASW S-G2 Series



Models:
ASW1000-S-G2
ASW1500-S-G2
ASW2000-S-G2
ASW2500-S-G2



Easy-to-install

- Quick & easy-to-install with basic tools
- Quick setup and commissioning with Solplanet apps
- Compact wall mount design



Reliable

- International quality standards
- Integrated DC switch
- IP66 rated design for outdoor use



User-friendly

- 16 A input current, compatible with bifacial and large area PV modules
- Optional AC Power Supply
- ShadeSol shadow management
- Support anti-backflow function

Technical Datasheet

	ASW1000-S-G2	ASW1500-S-G2	ASW2000-S-G2	ASW2500-S-G2
Input (DC)	Max. PV array power	1500 W _p STC	2250 W _p STC	3000 W _p STC
	Max. input voltage	600 V	600 V	600 V
	MPP voltage range	60 V to 560 V / 360 V		
	Full load MPP voltage range	200-500V		
	Min. input voltage	60 V		
	Initial. feed in voltage	100 V		
	Max. operating input current	16 A		
	Max. short circuit current	24 A		
	No. of independent MPPT inputs / strings per MPPT input	1 / 1		
	Output (AC)	Rated active power	1000 W	1500 W
Rated apparent power		1000 VA	1500 VA	2000 VA
Max. apparent power		1100 VA ³	1650 VA ³	2200 VA ³
AC nominal voltage		220 V / 230 V / 240 V		
AC voltage range		180 V to 295 V		
AC grid frequency / range		50 Hz / 45 Hz to 55 Hz 60 Hz / 55 Hz to 65 Hz		
Max. output current (A)		5A	7.5 A	10 A
Adjustable power factor range		0.8 leading to 0.8 lagging		
Feed-in phases		1		
Harmonic distortion (THD) at rated output		<3%		
Efficiency & Protection	Max. efficiency / European efficiency	97.6% / 97.1%		
	DC switch	●		
	Ground fault monitoring / grid monitoring	● / ●		
	DC reverse polarity protection / AC short circuit protection	● / ●		
	All-pole-sensitive residual-current monitoring unit	●		
	Anti-islanding protection	●		
	Surge protection	● / Type II		
	Protection class (according to IEC 62109-1) / overvoltage category (according to IEC 62109-1)	I / AC: III; DC: II		
General data	Dimensions (W / H / D)	368*325*145 mm		
	Weight	9.5 kg		
	Operating temperature range	-25°C ... +60°C		
	Self-consumption (at night)	< 1 W		
	Topology	Non-isolated		
	Cooling concept	Natural convection		
	Degree of protection (according to IEC 60529)	IP66		
	Climatic category (according to IEC 60721-3-4)	4K4H		
	Max. permissible value for relative humidity (non-condensing)	100%		
	Max. operating altitude	4000 m		
Features	DC connection	Plug-in connector		
	AC connection	Plug-in connector		
	Mounting type	Wall-mount bracket		
	LED indicators (Status / Fault / Communication)	●		
	Communication interface ^{1) & 2)}	Wi-Fi / RS485 (Optional)		
	Country of manufacture	China		
Certificates and approvals (more available on request)				

● Standard features / ○ optional features / – not available

Data at nominal conditions. All information is subject to change.

1- Zero export installations supported with 2-pin RS485 for connection to approved smart meters.

2- DRED supported with RS485 communication for Australia & New Zealand

3- For European and AS/NZS4777.2 grid codes the max. apparent AC power is equal to the rated power

ASW S-G2 Series



Models:

- ASW3000-S-G2
- ASW3680-S-G2
- ASW4000-S-G2
- ASW5000-S-G2
- ASW6000-S-G2



Easy-to-install

- Quick & easy-to-install with basic tools
- Quick setup and commissioning with Solplanet apps
- Compact wall mount design



Reliable

- International quality standards
- Integrated DC switch
- IP66 rated design for outdoor use



User-friendly

- 16 A input current, compatible with bifacial and large area PV modules
- Optional AC Power Supply
- ShadeSol shadow management
- Support anti-backflow function
- 1 MPPT's for flexible PV array design

Technical Datasheet

ASW3000-S-G2 ASW3680-S-G2 ASW4000-S-G2 ASW5000-S-G2 ASW6000-S-G2

	ASW3000-S-G2	ASW3680-S-G2	ASW4000-S-G2	ASW5000-S-G2	ASW6000-S-G2	
Input (DC)	Max. PV array power	4500 Wp STC	5520 Wp STC	6000 Wp STC	9000 Wp STC	
	Max. input voltage	600V				
	MPP voltage range / rated input voltage	60V-560V/360V				
	Min. input voltage	60V				
	Initial. feed in voltage	100V				
	Max. operating input current	16A				
	Max. short circuit current	24A				
No. of independent MPPT inputs / strings per MPPT input	2/1					
Output (AC)	Rated active power	3000 W	3680 W	4000 W	5000 W	6000 W
	Rated apparent power	3000 VA	3680 VA	4000 VA	5000 VA	6000 VA
	Max. apparent power	3300 VA ³	3680 VA ³	4400 VA ³	5500 VA ³	6600 VA ³
	AC nominal voltage	220 V / 230 V / 240 V				
	AC voltage range	180 V to 295 V				
	AC grid frequency / range	50 Hz / 45 Hz to 55 Hz 60 Hz / 55 Hz to 65 Hz				
	Max. output current	15A	16A	20A	25A ⁴	30A
	Adjustable power factor range	1 / 0.8 leading ... 0.8 lagging				
	Feed-in phases	1				
	Harmonic distortion (THD) at rated output	<= 3%				
Efficiency & Protection	Max. efficiency / European efficiency	97.8% / 97.5%				
	DC switch	●				
	Ground fault monitoring / grid monitoring	● / ●				
	DC reverse polarity protection / AC short circuit Protection	● / ●				
	All-pole-sensitive residual-current monitoring unit	●				
	Surge protection	● / Type II				
	Anti-Islanding protection	●				
	Night monitoring	○				
	Protection class (according to IEC 62109-1) / overvoltage category (according to IEC 62109-1)	I / AC: III; DC: II				
	General data	Dimensions (W / H / D)	368*325*145 mm			
Weight		9.5 kg				
Operating temperature range		-25°C ... +60°C				
Self-consumption (at night)		< 1 W				
Topology		Non-isolated				
Cooling concept		Natural Convection				
Degree of protection (according to IEC 60529)		IP66				
Climatic category (according to IEC 60721-3-4)		4K4H				
Max. permissible value for relative humidity (non-condensing)		100%				
Max. operating altitude		4000 m				
Features	DC connection	Plug-in connector				
	AC connection	Plug-in Connector				
	Mounting type	Wall-mount bracket				
	LED Indicators (Status / Fault / Communication)	●				
	Communication interface ^{1&2}	Wi-Fi / 4G / RS485 (Optional)				
	Country of manufacture	China				
Certificates and approvals(more available on request)	AS/NZS 4777.2, IEC 62109-1/2, IEC 61727, IEC 62116, NB/T32004					

Data at nominal conditions. All information is subject to change.

1) Zero export installations supported with 2-pin RS485 for connection to approved smart meters

2) DRED supported with RS485 communication for Australia & New Zealand


3)For European and AS/NZS4777.2 grid codes the max. apparent AC power is equal to the rated power

4)Max. output current limited to 21.7 A when set to the AS/NZS 4777.2 grid code

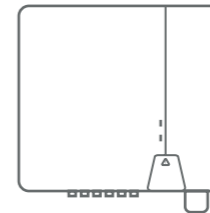
Three phase inverters



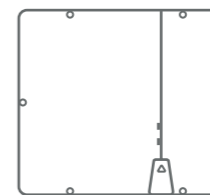
High yield, reliable residential and commercial inverters



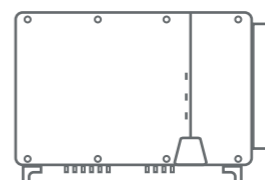
ASW LT-G2 Pro SERIES
ASW3K / 4K / 5K / 6K / 8K /
10K-LT-G2 Pro
ASW12K / 13K / 15K / 17K /
20K-LT-G2 Pro



ASW LT-G2 SERIES
ASW8K / 10K / 12K / 15K / 17K /
20K-LT-G2



ASW LT-G2 SERIES
ASW30K / 33K / 36K / 40K / 45K /
50K-LT-G2




ASW LT-G2 Pro SERIES
ASW40K / 45K / 50K-LT-G2 Pro

ASW LT SERIES
ASW75K / 80K / 100K / 110K-LT

Three phase inverters 3 to 10 kW

ASW LT-G2 Pro Series



Models:
 ASW3K-LT-G2 Pro
 ASW4K-LT-G2 Pro
 ASW5K-LT-G2 Pro
 ASW6K-LT-G2 Pro
 ASW8K-LT-G2 Pro
 ASW10K-LT-G2 Pro



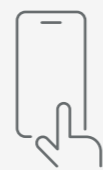
Easy-to-install

- Quick & easy-to-install with basic tools
- Quick setup and commissioning with Solplanet apps
- Compact wall mount design



Reliable

- International quality standards
- 150 % PV array oversizing for higher yields
- IP66 rated design for outdoor use



User-friendly

- User friendly app interface
- Max.20 A input current, ideal for bifacial and large area PV modules
- Wide MPP voltage range 150V-1000V
- ShadeSol shadow management

Technical Datasheet

	ASW 3K-LT-G2 Pro	ASW 4K-LT-G2 Pro	ASW 5K-LT-G2 Pro	ASW 6K-LT-G2 Pro	ASW 8K-LT-G2 Pro	ASW 10K-LT-G2 Pro	
Input (DC)	Max. PV array power	4500 Wp STC	6000 Wp STC	7500 Wp STC	9000 Wp STC	15000 Wp STC	
	Max. input voltage	1100 V					
	MPP voltage range / rated input voltage	150 V to 1000 V / 630 V					
	Min. input voltage	125 V					
	Initial. feed-in voltage	180 V					
	Max. operating input current	16 A / 16 A			20A / 16 A		
	Max. short circuit current	25 A / 25 A			30 A / 25 A		
No. of independent MPPT inputs / strings per MPPT input	2 / A :1 ; B : 1						
Output (AC)	Rated active power	3000 W	4000 W	5000 W	6000 W	8000 W	10000 W
	Rated apparent power	3000 VA	4000 VA	5000 VA	6000 VA	8000 VA	10000 VA
	Max. apparent power	3300 VA ^{3&4}	4400 VA ^{3&4}	5500 VA ^{3&4}	6600 VA ^{3&4}	8800 VA ^{3&4}	11000 VA ^{3&4}
	AC nominal voltage	220 V / 380 V 230 V / 400 V 240 V / 415 V					
	AC voltage range	160 V to 300 V					
	AC grid frequency / range	50 Hz / 45 Hz to 55 Hz 60 Hz / 55 Hz to 65 Hz					
	Max. output current	4.8A	6.4 A	8.0 A	9.6 A	12.8 A	16 A
	Adjustable power factor range	0.8 leading to 0.8 lagging					
	Feed-in phases	3 / 3-N-PE					
	Harmonic distortion (THD) at rated output	< 3%					
Efficiency & Protection	Max. efficiency / European efficiency	98.3 % / 97.9 %			98.6% / 98.2 %		
	DC Switch	●					
	Ground fault monitoring / grid monitoring	● / ●					
	DC reverse polarity protection / AC short circuit protection	● / ●					
	All-pole-sensitive residual-current monitoring unit	●					
	Anti-Islanding protection	●					
	Surge protection	● / Type II					
	Protection class (according to IEC 62109-1) / overvoltage category (according to IEC 62109-1)	I / AC : III ; DC : II					
General data	Dimensions (W / H / D)	503 / 435 / 183 mm					
	Weight	< 15 kg			17.3 kg		
	Operating temperature range	-25°C ... +60°C					
	Self-consumption (at night)	< 1 W					
	Topology	Non-isolated					
	Cooling concept	Natural Convection					
	Degree of protection (according to IEC 60529)	IP66					
	Climatic category (according to IEC 60721-3-4)	4K4H					
	Max. permissible value for relative humidity (non-condensing)	100 %					
	Max. operating altitude	3000 m					
Features	DC connection	Plug-in connector					
	AC connection	Plug-in connector					
	Mounting type	Wall-mount bracket					
	LED indicators (Status / Fault / Communication)	●					
	Communication interface ^{1&2}	Wi-Fi / 4G / RS485 (Optional)					
	Country of Manufacture	China					
	Certificates and approvals (more available on request)	CE, EN50549, G98/99, VDE-AR-N4105, AS/NZS 4777, C10/C11, VFR 2014 & UTE C15, IEC62109, IEC62116, IEC61727, IEC61683, IEC60068, IEC61000, NB/T 32004					

● Standard features / ○ optional features / – not available

1- Zero export installations supported with 2-pin RS485 for connection to approved smart meters

2- DRED supported with RS485 communication for Australia & New Zealand


3- The overload setting is disabled as default for AS/NZS4777 grid codes

4- For European and AS/NZS4777 grid codes the max. apparent AC power is equal to the rated power

Data at nominal conditions. All information is subject to change.

Three phase inverters 12 to 20 kW

ASW LT-G2 Pro Series



Models:
 ASW12K-LT-G2 Pro
 ASW13K-LT-G2 Pro
 ASW15K-LT-G2 Pro
 ASW17K-LT-G2 Pro
 ASW20K-LT-G2 Pro



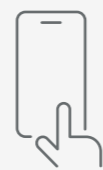
Easy-to-install

- Quick & easy-to-install with basic tools
- Quick setup and commissioning with Solplanet apps
- Compact wall mount design



Reliable

- International quality standards
- 150 % PV array oversizing for higher yields
- IP66 rated design for outdoor use



User-friendly

- User friendly app interface
- 20 A input current, ideal for bifacial and large area PV modules
- Wide MPP voltage range 150V-1000V
- ShadeSol shadow management

Technical Datasheet

	ASW 12K-LT-G2 Pro	ASW 13K-LT-G2 Pro	ASW 15K-LT-G2 Pro	ASW 17K-LT-G2 Pro	ASW 20K-LT-G2 Pro	
Input (DC)	Max. PV array power	18000 Wp STC	19500Wp STC	22500 Wp STC	30000 Wp STC	
	Max. input voltage	1100 V				
	MPP voltage range / rated input voltage	150 V to 1000 V / 630 V				
	Min. input voltage	125 V				
	Initial. feed-in voltage	180 V				
	Max. operating input current	32 A / 20 A	32 A / 20 A	32 A / 20 A	32 A / 32 A	32 A / 32 A
Output (AC)	Max. short circuit current	48 A / 30 A	48 A / 30A	48 A / 30 A	48 A / 48 A	48 A / 48 A
	No. of independent MPPT inputs / strings per MPPT input	2 / A:2;B:1	2 / A:2;B:1	2/A:2;B:1	2 / A:2;B:2	2 / A:2;B:2
	Rated active power	12000 W	13000 W	15000 W	17000 W	20000 W
	Rated apparent power	12000 VA	13000 VA	15000 VA	17000 VA	20000 VA
	Max. apparent power	13200VA ^{3&4}	14300VA ³	16500VA ^{3&4}	18700VA ^{3&4}	22000VA ^{3&4}
	AC nominal voltage	220 V / 380 V 230 V / 400 V 240 V / 415 V				
Efficiency & Protection	AC voltage range	160 V to 300 V				
	AC grid frequency / range	50 Hz / 45 Hz to 55 Hz 60 Hz / 55 Hz to 65 Hz				
	Max. output current	19.1 A	20.7 A	24 A	27.1 A	31.9 A
	Adjustable power factor range	0.8 leading to 0.8 lagging				
	Feed-in phases	3 / 3-N-PE				
	Harmonic distortion (THD) at rated output	< 3 %				
General data	Max. efficiency / European efficiency	98.6% / 98.2 %				
	DC Switch	●				
	Ground fault monitoring / grid monitoring	● / ●				
	DC reverse polarity protection / AC short circuit protection	● / ●				
	All-pole-sensitive residual-current monitoring unit	●				
	Anti-Islanding protection	●				
Features	Surge protection	● / Type II				
	Protection class (according to IEC 62109-1) / overvoltage category (according to IEC 62109-1)	I/AC: III; DC :II				
	Dimensions (W / H / D)	503 / 435 / 183 mm				
	Weight	17.3 kg	17.3 kg	17.3 kg	18.6 kg	18.6 kg
	Operating temperature range	-25°C ... +60°C				
	Self-consumption (at night)	< 1 W				
Input (DC)	Topology	Non-isolated				
	Cooling concept	Active cooling				
	Degree of protection (according to IEC 60529)	IP66				
	Climatic category (according to IEC 60721-3-4)	4K4H				
	Max. permissible value for relative humidity (non-condensing)	100%				
	Max. operating altitude	3000 m				
Output (AC)	DC connection	Plug-in connector				
	AC connection	Plug-in connector				
	Mounting type	Wall-mount bracket				
	LED indicators (Status / Fault / Communication)	●				
	Communication interface ^{1&2}	Wi-Fi / 4G / RS485 (Optional)				
	Country of manufacture	China				
Efficiency & Protection	Certificates and approvals (more available on request)	CE, EN50549, IEC62109, IEC62116, IEC61727, IEC61683, IEC60068, IEC61000, AS/NZS4777, C10/C11				

● Standard features / ○ optional features / – not available

1- Zero export installations supported with 2-pin RS485 for connection to approved smart meters

2- DRED supported with RS485 communication for Australia & New Zealand


3- The overload setting is disabled as default for AS/NZS4777 grid codes

4- For European and AS/NZS4777 grid codes the max. apparent AC power is equal to the rated power

Data at nominal conditions. All information is subject to change.

Three phase inverters 8 to 20 kW

ASW LT-G2 Series



Models:
 ASW8K-LT-G2
 ASW10K-LT-G2
 ASW12K-LT-G2
 ASW15K-LT-G2
 ASW17K-LT-G2
 ASW20K-LT-G2



Easy-to-install

- Quick & easy-to-install with basic tools
- Quick setup and commissioning with Solplanet apps
- Compact wall mount design



Reliable

- International quality standards
- 150 % PV array oversizing for higher yields
- IP66 rated design for outdoor use



User-friendly

- User friendly app interface
- 13 A input current, ideal for bifacial and large area PV modules
- Wide MPP voltage range 150V-1000V
- ShadeSol shadow management


Technical Datasheet

	ASW 8K-LT-G2	ASW 10K-LT-G2	ASW 12K-LT-G2	ASW 15K-LT-G2	ASW 17K-LT-G2	ASW 20K-LT-G2	
Input (DC)	Max. PV array power	12000 Wp STC	15000 Wp STC	18000 Wp STC	22500 Wp STC	30000 Wp STC	
	Max. input voltage	1100 V					
	MPP voltage range / rated input voltage	150 V to 1000 V / 630 V					
	Min. input voltage	125 V					
	Initial. feed-in voltage	150 V					
	Max. operating input current	26 A / 13 A	26 A / 13 A	26 A / 26 A	26A/26A	26A/26A	26A/26A
Output (AC)	Max. short circuit current	40 A / 20 A	40 A / 20 A	40 A / 40 A	40A/40A	40A/40A	
	No. of independent MPPT inputs / strings per MPPT input	2 / A:1;B:1	2 / A:1;B:1	2 / A:2;B:1	2/A:2;B:1	2 / A:2;B:2	2 / A:2;B:2
	Rated active power	8000 W	10000 W	12000 W	15000 W	17000 W	20000 W
Efficiency & Protection	Rated apparent power	8000VA	10000VA	12000VA	15000VA	17000VA	20000VA
	Max. apparent power	8000VA	10000VA	12000VA	15000VA	17000VA	20000VA
	AC nominal voltage	220 V / 380 V 230 V / 400 V 240 V / 415 V					
	AC voltage range	160 V to 300 V					
	AC grid frequency / range	50 Hz / 45 Hz to 55 Hz 60 Hz / 55 Hz to 65 Hz					
	Max. output current	12.8 A	16 A	19.1 A	24 A	27.1 A	31.9 A
	Adjustable power factor range	0.8 leading to 0.8 lagging					
	Feed-in phases	3 / 3-N-PE					
	Harmonic distortion (THD) at rated output	<3 %					
	Max. efficiency / European efficiency	98.6 % / 98.2 %					
General data	DC Switch	●					
	Ground fault monitoring / grid monitoring	● / ●					
	DC reverse polarity protection / AC short circuit protection	● / ●					
	All-pole-sensitive residual-current monitoring unit	●					
	Anti-Islanding protection	●					
	Surge protection	● / Type II					
	Protection class (according to IEC 62109-1) / overvoltage category (according to IEC 62109-1)	I / AC: III; DC: II					
Dimensions (W / H / D)	503 / 435 / 183 mm						
Weight	17.3 kg	17.3 kg	17.3 kg	17.3 kg	18.6 kg	18.6 kg	
Operating temperature range	-25°C ... +60°C						
Self-consumption (at night)	< 1 W						
Topology	Non-isolated						
Cooling concept	Natural convection		Active cooling				
Degree of protection (according to IEC 60529)	IP66						
Climatic category (according to IEC 60721-3-4)	4K4H						
Max. permissible value for relative humidity (non-condensing)	100%						
Max. operating altitude	3000 m						
Features	DC connection	Plug-in connector					
	AC connection	Plug-in connector					
	Mounting type	Wall-mount bracket					
	LED indicators (Status / Fault / Communication)	●					
	Communication interface	Wi-Fi / 4G / RS485 (Optional)					
	Country of manufacture	China					
Certificates and approvals (more available on request)	CE, EN50549, IEC62109, IEC62116, IEC61727, IEC61683, IEC60068, IEC61000, AS/NZS4777, C10/C11						

● Standard features / ○ optional features / – not available
 Data at nominal conditions. All information is subject to change.

Three phase inverters 25 to 40 kW

ASW LT-G3 Series



Models:
 ASW25K-LT-G3
 ASW27K-LT-G3
 ASW30K-LT-G3
 ASW33K-LT-G3
 ASW36K-LT-G3
 ASW40K-LT-G3



Easy-to-install

- Quick & easy-to-install with basic tools
- Quick setup and commissioning with Solplanet apps
- Compact wall mount design



Reliable

- International quality standards
- 150 % PV array oversizing for higher yields
- IP66 rated design for outdoor use



User-friendly

- 20A input current, ideal for bifacial and large area PV modules
- 3 MPPT's for flexible PV array design
- Wide MPP voltage range 180V-1000V
- ShadeSol shadow management

Technical Datasheet

	ASW 25K-LT-G3	ASW 27K-LT-G3	ASW 30K-LT-G3	ASW 33K-LT-G3	ASW 36K-LT-G3	ASW 40K-LT-G3	
Input (DC)	Max. PV array power	37500 Wp STC	40500 Wp STC	45000 Wp STC	49500 Wp STC	60000 Wp STC	
	Max. input voltage	1100 V					
	MPP voltage range / rated input voltage	180 V - 1000 V / 630 V					
	Min. input voltage	160 V					
	Initial feed-in voltage	200 V					
	Max. operating input current	32A / 32 A / 32A			32A / 32 A / 40A		
Output (AC)	Max. short circuit current	48 A / 48A / 48A			48 A / 48A / 60A		
	No. of independent MPPT inputs / strings per MPPT input	3 / A:2;B:2;C:2			3 / A:2;B:2;C:2		
	Rated active power	25000W	27000W	30000W	33000W	36000W	40000W
	Rated apparent power	25000 VA	27000 VA	30000 VA	33000 VA	36000 VA	40000 VA
	Max. apparent power	27500VA ^{3&4}	29700VA ^{3&4}	33000VA ^{3&4}	36300VA ^{3&4}	39600VA ^{3&4}	44000VA ^{3&4}
	AC nominal voltage	220 V / 380 V 230 V / 400 V 240 V / 415 V					
Efficiency & Protection	AC voltage range	180 V to 305 V / 312 V to 528V					
	AC grid frequency / range	50 Hz / 45 Hz to 55 Hz 60 Hz / 55 Hz to 65 Hz					
	Max. output current	39.9A	43.0A	47.8A	52.6A	57.4A	63.8A
	Adjustable power factor range	0.8 leading to 0.8 lagging					
	Feed-in phases	3 / 3-N-PE					
	Harmonic distortion (THD) at rated output	< 3%					
	Max. efficiency / European efficiency	98.4% / 98.2%					
	DC Switch	●					
	Ground fault monitoring / grid monitoring	● / ●					
	DC reverse polarity protection / AC short circuit protection	● / ●					
General data	All-pole-sensitive residual-current monitoring unit	●					
	Anti-islanding Protection	●					
	Surge protection	● / Type II					
	Protection class (according to IEC 62109-1) / overvoltage category (according to IEC 62109-1)	I / AC: III; DC: II					
	Dimensions (W / H / D)	543 / 520 / 235 mm					
	Weight	29 kg	29 kg	29 kg	30 kg	30 kg	30 kg
	Operating temperature range	-25°C ... +60°C					
	Self-consumption (at night)	< 1 W					
	Topology	Non-isolated					
	Cooling concept	Active cooling					
Features	Degree of protection (according to IEC 60529)	IP66					
	Climatic category (according to IEC 60721-3-4)	4K4H					
	Max. permissible value for relative humidity (non-condensing)	100 %					
	Max. operating altitude	3000 m					
	DC connection	Plug-in connector					
	AC connection	Plug-in connector					
Features	Mounting type	Wall-mount bracket					
	LED Indicators (Status / Fault / Communication)	●					
	Communication interface ^{1&2}	Wi-Fi / 4G / RS485 (Optional)					
	Country of manufacture	China					
	Certificates and approvals (more available on request)	CE, EN50549, IEC62109, IEC62116, IEC61727, IEC61000, NB/T 32004					

● Standard features / ○ optional features / – not available

1- Zero export installations supported with 2-pin RS485 for connection to approved smart meters

2- DRED supported with RS485 communication for Australia & New Zealand

3- The overload setting is disabled as default for AS/NZS4777 grid codes

4- For European and AS/NZS4777 grid codes the max. apparent AC power is equal to the rated power.

Data at nominal conditions. All information is subject to change.

Three phase inverters 30 to 50 kW

ASW LT-G2 Series



Models:

- ASW30K-LT-G2
- ASW33K-LT-G2
- ASW36K-LT-G2
- ASW40K-LT-G2
- ASW45K-LT-G2
- ASW50K-LT-G2



Easy-to-install

- Quick & easy-to-install with basic tools
- Quick setup and commissioning with Solplanet apps
- Compact wall mount design



Reliable

- International quality standards
- 150 % PV array oversizing for higher yields
- IP66 rated design for outdoor use



User-friendly

- 13 A input current, ideal for bifacial and large area PV modules
- 5 MPPT's for flexible PV array design
- Wide MPP voltage range 200V-1000V
- ShadeSol shadow management

Technical Datasheet

	ASW 30K-LT-G2	ASW 33K-LT-G2	ASW 36K-LT-G2	ASW 40K-LT-G2	ASW 45K-LT-G2	ASW 50K-LT-G2	
Input (DC)	Max. PV array power	45000 Wp STC	49500 Wp STC	54000 Wp STC	60000 Wp STC	75000 Wp STC	
	Max. input voltage	1100 V					
	MPP voltage range / rated input voltage	200 V to 1000 V / 630 V					
	Min. input voltage	200 V					
	Initial. feed-in voltage	250 V					
	Max. operating input current	26 A					
	Max. short circuit current	40 A					
Output (AC)	No. of independent MPPT inputs / strings per MPPT input	3 / 2	3 / 2	3 / 2	4 / 2	4 / 2	5 / 2
	Rated active power	30000 W	33000 W	36000 W	40000 W	45000 W	50000 W
	Rated apparent power	30000 VA	33000 VA	36000 VA	40000 VA	45000 VA	50000 VA
	Max. apparent power	30000 VA	33000 VA	36000 VA	40000 VA	45000 VA	50000 VA
	AC nominal voltage	220 V / 380 V 230 V / 400 V					
	AC voltage range	180-305 V / 312-528 V					
	AC grid frequency / range	50 Hz / 45 Hz to 55 Hz 60 Hz / 55 Hz to 65 Hz					
	Max. output current	50.0 A	55.0 A	60.0 A	66.7 A	75.0 A	80.0 A
	Adjustable power factor range	0.8 leading to 0.8 lagging					
	Feed-in phases	3 / 3-N-PE					
Efficiency & Protection	Harmonic distortion (THD) at rated output	<= 3%					
	Max. efficiency / European efficiency	98.6% / 98.3%					
	DC switch	●					
	Ground fault monitoring / grid monitoring	● / ●					
	DC reverse polarity protection / AC short circuit protection	● / ●					
	All-pole-sensitive residual-current monitoring unit	●					
	Anti-islanding Protection	●					
	Surge protection	● / Type II					
	Protection class (according to IEC 62109-1) / overvoltage category (according to IEC 62109-1)	I / AC: III; DC: II					
	Dimensions (W / H / D)	670 / 580 / 270 mm					
General data	Weight	42 kg	42 kg	42 kg	42.5 kg	42.5 kg	43 kg
	Operating temperature range	-25°C ... +60°C					
	Self-consumption (at night)	< 1 W					
	Topology	Non-isolated					
	Cooling concept	Active cooling					
	Degree of protection (according to IEC 60529)	IP66					
	Climatic category (according to IEC 60721-3-4)	4K4H					
	Max. permissible value for relative humidity (non-condensing)	100 %					
	Max. operating altitude	3000 m					
	Features	DC connection	Plug-in connector				
AC connection		OT connector					
Mounting type		Wall-mount bracket					
LED indicators (Status / Fault / Communication)		●					
Communication interface		Wi-Fi / 4G / RS485 (Optional)					
Country of manufacture		China					
Certificates and approvals(more available on request)	CE, EN50549, IEC62109, IEC62116, IEC61727, IEC61683, IEC61000, NB/T 32004						

● Standard features / ○ optional features / – not available
Data at nominal conditions. All information is subject to change.

ASW LT-G2 Pro Series



Models:
ASW40K-LT-G2 Pro
ASW45K-LT-G2 Pro
ASW50K-LT-G2 Pro



Easy-to-install

- Quick & easy-to-install with basic tools
- Quick setup and commissioning with Solplanet apps
- Compact wall mount design



Reliable

- International quality standards
- 150 % PV array oversizing for higher yields
- IP66 rated design for outdoor use



User-friendly

- 16 A input current, ideal for bifacial and large area PV modules
- 5 MPPT's for flexible PV array design
- Wide MPP voltage range 200V-1000V
- ShadeSol shadow management

Technical Datasheet

ASW40K-LT-G2 Pro

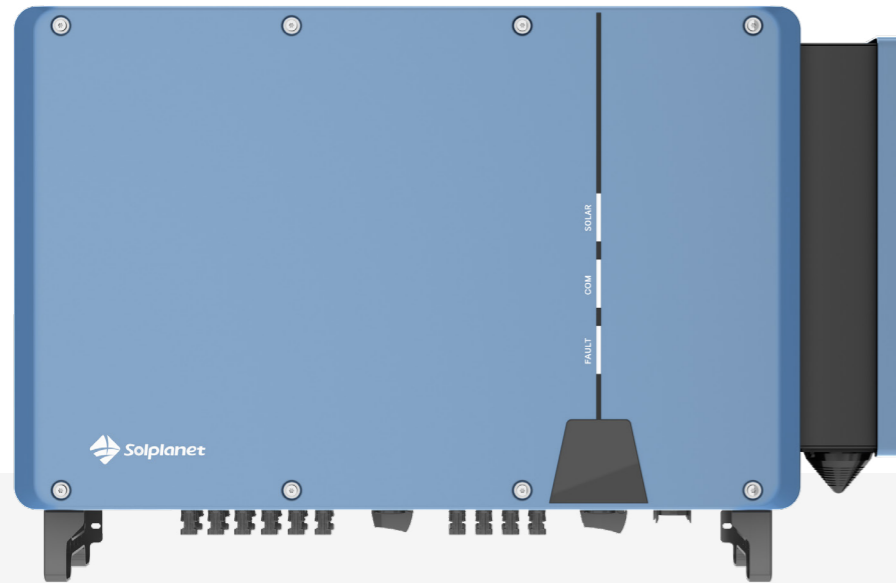
ASW45K-LT-G2 Pro

ASW50K-LT-G2 Pro

	ASW40K-LT-G2 Pro	ASW45K-LT-G2 Pro	ASW50K-LT-G2 Pro	
Input (DC)	Max. PV array power	60000 Wp STC	67500 Wp STC	75000 Wp STC
	Max. input voltage	1100 V		
	MPP voltage range / rated input voltage	200 V - 1000 V / 620 V		
	Min. input voltage	200 V		
	Initial. feed-in voltage	250 V		
	Max. operating input current	32A		
	Max. short circuit current	48A		
	No. of independent MPPT inputs / strings per MPPT input	4 / 2	4 / 2	5 / 2
Output (AC)	Rated active power	40000 W	45000 W	50000 W
	Rated apparent power	40000 VA	45000 VA	50000 VA
	Max. apparent power	40000 VA	45000 VA	50000 VA
	AC nominal voltage	220 V / 380 V 230 V / 400 V		
	AC voltage range	180 V to 305 V / 312 V to 528 V		
	AC grid frequency / range	50 Hz / 45 Hz to 55 Hz 60 Hz / 55 Hz to 65 Hz		
	Max. output current	66.7 A	75.0 A	80.0 A
	Adjustable power factor range	0.8 leading to 0.8 lagging		
	Feed-in phases	3 / 3-N-PE		
	Harmonic distortion (THD) at rated output	<= 3%		
Efficiency & Protection	Max. efficiency / European efficiency	98.6% / 98.3%		
	DC switch	●		
	Ground fault monitoring / grid monitoring	● / ●		
	DC reverse polarity protection / AC short circuit protection	● / ●		
	All-pole-sensitive residual-current monitoring unit	●		
	Anti-islanding Protection	●		
	Surge protection	● / Type II		
	Protection class (according to IEC 62109-1) / overvoltage category (according to IEC 62109-1)	I / AC: III; DC: II		
General data	Dimensions (W / H / D)	670 / 640 / 270 mm		
	Weight	42.5 kg	42.5 kg	43 kg
	Operating temperature range	-25°C ... +60°C		
	Self-consumption (at night)	< 1 W		
	Topology	Non-isolated		
	Cooling concept	Active cooling		
	Degree of protection (according to IEC 60529)	IP66		
	Climatic category (according to IEC 60721-3-4)	4K4H		
	Max. permissible value for relative humidity (non-condensing)	100%		
	Max. operating altitude	3000 m		
Features	DC connection	Plug-in connector		
	AC connection	OT connector		
	Mounting type	Wall-mount bracket		
	LED indicators (Status / Fault / Communication)	●		
	Communication interface	Wi-Fi / 4G / RS485 (Optional)		
	Country of manufacture	China		
Certificates and approvals (more available on request)	CE, EN50549, IEC62109, IEC62116, IEC61727, IEC61683, IEC61000, NB/T 32004			

● Standard features / ○ optional features / – not available
Data at nominal conditions. All information is subject to change.

ASW LT Series



Models:
ASW75K-LT
ASW80K-LT
ASW100K-LT
ASW110K-LT



Safe and Reliable

- TYPE II Surge Protection for DC&AC
- IP66 rated design for outdoor use
- Fuse free design



Higher Yields

- 150% PV array oversizing for higher yields
- 16A input current, ideal for bifacial and large area PV modules
- 10 MPPT's for flexible PV array design for higher yields



User-friendly

- Support 7*24H monitoring
- Quick setup and commissioning with Solplanet Apps
- String-level Management

Technical Datasheet

	ASW 75K-LT	ASW 80K-LT	ASW 100K-LT	ASW 110K-LT	
Input (DC)	Max. PV array power	112500 Wp STC	120000 Wp STC	150000 Wp STC	
	Max. input voltage	1100 V			
	MPP voltage range / rated input voltage	200V - 1000 V / 630 V			
	Min. input voltage	200 V			
	Initial. feed-in voltage	250 V			
	Max. operating input current	32 A			
	Max. short circuit current	48 A			
	No. of independent MPPT inputs / strings per MPPT input	8/2	8/2	10/2	10/2
Output (AC)	Rated active power	75000 W	80000 W	100000 W	110000 W
	Max. apparent power	75000 VA	88000 VA ¹	110000 VA ¹	121000 VA ¹
	AC nominal voltage	220 V / 380 V 230 V / 400 V			
	AC voltage range	312 V - 528 V			
	AC grid frequency / range	50 Hz / 45 Hz - 55 Hz 60 Hz / 55 Hz - 65 Hz			
	AC nominal output current	114.0 A	115.8 A	144.3 A	158.8 A
	Max. output current	114.0 A	127.0 A	158.8 A	174.7 A
	Adjustable power factor range	0.8 leading to 0.8 lagging			
	Feed-in phases	3 / 3-N-PE			
	Harmonic distortion (THD) at rated output	< 3%			
	Efficiency & Protection	Max. efficiency / European efficiency	98.6% / 98.4%		
		DC switch	●		
Ground fault monitoring / grid monitoring		● / ●			
DC reverse polarity protection / AC short circuit protection		●			
AC Overcurrent Protection		●			
DC Surge Protection		Type II			
AC Surge Protection		Type II			
Residual Current Monitoring Unit		●			
Anti-islanding Protection		●			
Protection class (according to IEC 62109-1) / overvoltage category (according to IEC 62109-1)		I / AC: III; DC: II			
General data	Dimensions (W / H / D)	984/ 640 / 330 mm			
	Weight	85 kg			
	Operating temperature range	-25°C ... +60°C			
	Self-consumption (at night)	< 3 W			
	Topology	Non-isolated			
	Cooling concept	Active cooling			
	Degree of protection (according to IEC 60529)	IP66			
	Climatic category (according to IEC 60721-3-4)	4K4H			
	Max. permissible value for relative humidity (non-condensing)	100%			
	Max. operating altitude	4000 m			
	EMC	CLASS B			
	Features	DC Connector	DC Plug-in connector		
AC Connector		OT/DT Terminal (Max.240mm ²)			
LED indicators (Status / Fault / Communication)		●			
Communication interface (RS485/ WiFi/ 4G)		●/●/○			
Modbus-Sunspec protocol		●			
Certificates and approvals (more available on request)	CE, IEC 62109-1/2, IEC 61727, IEC 62116,				

● standard features ○ optional

Data at nominal conditions. All information is subject to change.

¹)For AS/NZS4777 grid codes the max. apparent AC power is equal to the rated power

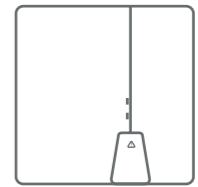
Energy Storage System



Perfect for home
& small business
applications

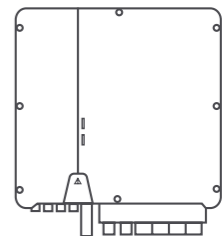
ASW H-S2 SERIES

ASW3000H-S2
ASW3680H-S2
ASW4000H-S2
ASW5000H-S2
ASW6000H-S2



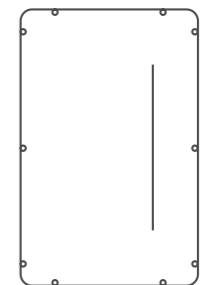
ASW H-T1 SERIES

ASW08kH-T1
ASW10kH-T1
ASW12kH-T1




Ai-LB SERIES

Ai-LB 5K
Ai-LB 10K



Single phase hybrid inverters



Models:
 ASW3000H-S2
 ASW3680H-S2
 ASW4000H-S2
 ASW5000H-S2
 ASW6000H-S2



Easy-to-install

- Quick & easy-to-install with basic tools
- Quick setup and commissioning with Solplanet apps
- Compact wall mount design



Reliable

- Smart energy management
- UPS capability - power during blackouts
- IP66 rated design for outdoor use



User-friendly

- User friendly app interface
- Online monitoring via Wi-Fi and Solplanet apps
- Easy to connect - battery and smart meter interfaces
- ShadeSol shadow management

Technical Datasheet

	ASW3000H-S2	ASW3680H-S2	ASW4000H-S2	ASW5000H-S2	ASW6000H-S2	
PV Input	Max. PV array power	5500 Wp STC	6180 Wp STC	6500 Wp STC	9000 Wp STC	
	Max. input voltage	550 V				
	MPP voltage range / rated input voltage	40 V to 530 V / 380 V				
	No. of independent MPPT trackers / strings per MPPT input	2 / 1				
	Max. input current per MPP tracker	16 A				
	Max. short-circuit current per MPP tracker	20 A				
Battery input	Nominal battery voltage	48 V/51.2V				
	Battery voltage range	40 V to 60 V				
	Max. charging / discharging power	5000 W / 5000 W				
	Max. charging current / Max. discharging current	100 A / 100A				
	Battery type	LiFePO4				
Compatible Battery	Aiswei Ai-LB series ³					
AC output	AC voltage range / Nominal AC voltage	180 V to 280 V / 230 V				
	Rated AC grid frequency	50 Hz / 60 Hz				
	Rated apparent power	3000 VA	3680 VA	4000 VA	5000 VA*1	6000 VA
	Max. apparent power	3000 VA	3680 VA	4000 VA	5000 VA*1	6000 VA
	Rated grid output Current (@230V)	13.1 A	16 A	17.4 A	21.7 A*2	26.1 A
	Max. grid output current	13.6 A	16 A	18.2 A	22.7 A*2	27.3 A
AC input	Rated grid voltage	a.c. 230V				
	Rated grid frequency	50Hz / 60Hz				
	Rated apparent power	6000 VA				
	Max. input apparent power from grid	6000 VA				
	Max. input current from grid	a.c. 27.3 A				
EPS output	Nominal output voltage	230 V				
	Nominal output frequency	50 Hz / 60 Hz				
	Rated apparent power	5000 VA				
	Max. output apparent power	5000 VA				
	Peak output apparent power	7500 VA, 10s				
	Rated Current (@230V)	21.7A				
	Max. output current	21.7A				
	Max. switch time	≤ 10 ms				
Efficiency	Output THDi (@ Linear load)	<3%				
	MPPT efficiency	99.90%				
	Euro efficiency / Max. efficiency	97% / 97.6%				
Safety protection	Max. battery to load efficiency	94.70%				
	DC-side disconnection device	●				
	PV string- / Battery input reverse polarity protection	● / ●				
	All-pole sensitive residual current monitoring unit	●				
	Anti-islanding protection	●				
	Ground fault protection	●				
	AC output over current / short circuit current protection	● / ●				
	AC over voltage protection	●				
	Protection class (as per IEC 62109-1) / overvoltage category (as per IEC 62109-1)	I / AC: III; DC: II				
	General data	Power factor at rated power / adjustable displacement	≥0.99 / 0.8 leading to 0.8 lagging			
Dimensions (W / H / D)		483 / 455 / 193.5 mm				
Device weight		25.1kg				
Operating temperature range		-25 °C ... +60 °C				
Noise emissions (typical)		30 dB(A)				
Standby consumption		< 10 W				
Cooling concept		Natural convection				
Degree of protection (as per IEC 60529)		IP66				
Climatic category (according to IEC 60721-3-4)		4K4H				
Max. permissible value for relative humidity (non-condensing)		100%				
Features	Max. operating altitude	4000m (>3000m power derating)				
	User interface	LED & App				
	Communication with BMS	RS485 / CAN				
	Communication with meter	RS485				
	Communication with portal	WIFI stick				
Integrated power control / Zero export control	● / ●					


● Standard features / ○ optional features / – not available

*1 For VDE-AR-N4105, Smax=Sn=4600VA, Pn=4600W

*2 For AS/NZS4777.2, Iac max=21.7

³Including but not limited to the listed models, please check the website@solplanet for more compatible models

Three phase hybrid inverters



Models:
ASW08kH-T1
ASW10kH-T1
ASW12kH-T1



Easy-to-install

- Quick setup and commissioning with Solplanet apps
- Compact wall mount design



Reliable

- Smart energy management
- UPS capability - power during blackouts
- IP65 rated design for outdoor use



User-friendly

- User friendly app interface
- Online monitoring via Wi-Fi and Solplanet apps
- Support unbalanced output

Technical Datasheet

	ASW08kH-T1	ASW10kH-T1	ASW12kH-T1	
PV Input	Max. PV array power	12 kWp STC	15 kWp STC	18 kWp STC
	Max. input voltage	1000 V		
	MPP voltage range	180 V ~ 850 V		
	No. of independent MPPT trackers / strings per MPPT input	2 / (1/1)		
	Max. input current per MPP tracker	13 A		
Battery input	Max. short-circuit current per MPP tracker	25A		
	Battery type	LiFePO4		
	Battery voltage range	125 V to 600 V		
	Max. charging/ discharging power	8.8KW/8.8KW	11kW/11kW	13.2kW/13.2kW
AC output	Max. charging current / discharging current	50 A / 50 A		
	Rated. charging current / discharging current	40 A / 40 A		
AC output	Nominal AC voltage	3W+N+PE, 220 V / 380 V; 230 V / 400 V; 240 V / 415 V		
	AC voltage range	360V~440V		
	Rated AC grid frequency	50 Hz / 60 Hz		
	Rated apparent power	8 kVA	10 kVA	12 kVA
	Max. apparent power	8.8 kVA	11 kVA	13.2 kVA
	Rated grid output Current (@400V)	11.6 A	14.5 A	17.4 A
	Max. grid output current	12.7A	15.9A	19.1A
AC input	Rated grid voltage	3W+N+PE, 220 / 380 V; 230 / 400 V; 240 / 415 V		
	Rated grid frequency	50Hz / 60Hz		
	Rated apparent power	16 kW	20 kW	24 kW
	Max. input apparent power from grid	17.6 kVA	22 kVA	26.4 kVA
	Max. input current from grid	25.5 A	31.8 A	38.2 A
EPS output	Nominal output voltage	3W+N+PE, 220 / 380 V; 230 / 400 V; 240 / 415 V		
	Nominal output frequency	50 Hz / 60 Hz		
	Rated apparent power	8 kVA	10 kVA	12 kVA
	Max. output apparent power	8 kVA	10 kVA	12 kVA
	Peak output apparent power	8.8 kVA	11 kVA	13.2 kVA
	Rated Current (@400V)	11.6 A	14.5 A	17.4 A
	Max. output current	12.7 A	15.9 A	19.1 A
	Max. switch time	≤20 ms		
Efficiency	Output THDi (@ Linear load)	<2%		
	MPPT efficiency	≥99.5%		
	Max efficiency	97.90%	98.20%	98.20%
	Euro efficiency	97.20%	97.50%	97.50%
Safety protection	Max. battery to load efficiency	97.50%	97.50%	97.60%
	DC-side disconnection device	●		
	PV string- / Battery input reverse polarity protection	● / ●		
	All-pole sensitive residual current monitoring unit	●		
	Anti-islanding protection	●		
	Ground fault protection	●		
	AC output over current protection	●		
	AC output short circuit current protection	●		
	AC over voltage protection	●		
	Protection class (as per IEC 62109-1)	I		
General data	overvoltage category (as per IEC 62109-1)	AC: III; DC: II		
	Power factor at rated power / adjustable displacement	≥0.99 / 0.8 leading to 0.8 lagging		
	Dimensions (W / H / D)	530 / 200 / 560 mm		
	Device weight	30kg	31kg	32kg
	Operating temperature range	-25 °C ... +60 °C		
	Noise emissions (typical)	< 35 dB(A)		
	Standby consumption	< 3 W		
	Cooling concept	Natural convection		
	Ingress protection rating (as per IEC 60529)	IP65		
	Climatic category (according to IEC 60721-3-4)	4K4H		
Features	Max. permissible value for relative humidity (non-condensing)	0~95%		
	Max. operating altitude	4000m (>2000m power derating)		
	User interface	LED & App		
	Communication with BMS	RS485 / CAN		
	Communication with meter	RS485		
Certif-icates	Communication with portal	WIFI stick		
	Integrated power control / Zero export control	● / ●		
	Grid	EN 50549-1,RfG 3		
Safety	EN 62109-1, EN 62109-2			
EMC	IEC 61000-6-1/-2/-3/-4, IEC 61000-3-11, IEC61000-3-12			

● Standard features / ○ optional features / - not available

Low voltage Battery



Models:
Ai-LB 5K
Ai-LB 10K



Safety

- LFP safe technology
- All-round BMS protection



Reliable

- IP65 rated design for outdoor use
- High quality cell inside



User-friendly

- Remote upgrade
- Online monitoring via Solplanet apps


Technical Datasheet

Ai-LB 5K

Ai-LB 10K

	Ai-LB 5K	Ai-LB 10K	
System Data	Cell type	LiFePO4	
	Battery module	LB51100A	
	Module number	1	2
	Nominal capacity	5.12 kWh	10.24 kWh
	Nominal battery voltage	51.2 V	
	Battery voltage range	44.8 V - 57.6 V	
	Max. charging / discharging current	50 A	100 A
	Max. charging / discharging power	2.56 kW	5.12 kW
General Data	Dimensions(W/D/H)	490 / 150 / 680 mm	640 / 181 / 1017 mm
	Module weight	44.5 kg	
	Weight	57 kg	116 kg
	Installation location	indoor / outdoor	
	Mounting method	Floor stand	Floor stand / Wall Mount
	Operating temperature range	Charge: 0°C ~ 55°C Discharge: -20°C ~ 55°C	
	Storage temperature range	-20°C ~ 55°C	
	Cooling concept	Natural convection	
	Degree of protection	IP65	
	Relative humidity	5~95%, non-condensing	
	Max. operating altitude	3000m	
	Scalability	Max.8 sets in parallel	Max.4 sets in parallel
	Communication	CAN	
	Certification	TUV/IEC 62619/IEC 62040/IEC 61000/UN38.3	
Warranty	10 Years		

Connect & monitor



Smart cloud-based
monitoring
& communication
systems



CLOUD BASED MONITORING

Solplanet Cloud and App



COM STICK SERIES

Wi-Fi Stick
4G Stick
Ai-Dongle
Ai-Logger



Cloud & App



PV Plant monitoring plays an important role in our approach to revolutionizing access to solar energy. Your energy generation and consumption are presented in simple and easy to read graphs giving you a complete picture of your daily, monthly and yearly usage. Our monitoring solution will help you adjust your consumption behaviours to match your generation allowing you to make the most of your PV plant.

Real time and historical data are readily available via our cloud-based monitoring portal, allowing you to compare your current performance to past results. Solplanet Cloud, our new online monitoring portal, is perfect for home owners, business owners and PV developers who want to monitor their PV Plants from anywhere in the world.

Easy-to-install

- Quick setup and commissioning of Solplanet inverters
- Quick active/reactive and export power control setup
- Available on Android and iOS devices and accessible via web browsers

Reliable

- Cloud-based monitoring system
- Centralized management of all plant data

User-friendly

- Intuitive navigation
- Clear readability of key plant data
- Performance reports sent via email

To download the app search for "Solplanet" or simply scan the QR codes:



Wi-Fi / 4G Stick



The WiFi / 4G stick allows Solplanet inverters to connect to the Solplanet Cloud and App. The inverter and meter data is collected and sent to the Solplanet Cloud via the internet to allow for easy PV plant monitoring.

Easy-to-install

- Plug and play design, easy-to-install
- Supports monitoring for up to 5 devices per stick

Reliable

- IP65 protection class
- Minimum seven day data storage
- Reliable and regular data upload

User-friendly

- QR codes for quick identification and registration
- LED status indicators
- Supports all mainstream WLAN & broadband cellular network protocols

Technical Datasheet

Wi-Fi Stick

4G Stick

		Wi-Fi Stick	4G Stick
Technical Data	Supported device	Solplanet inverters	
	Number of devices supported	5 units	5 units
	Indicators	2x LED's (Inv. Comms/Network)	
Communication interface	WLAN	2.4GHz 802.11 b/g/n	FDD-LTE: B1,B3, B5, B7,B8,B20
Power supply	Average power consumption	2 W	5 W
Operation environment	Operating temperature range	-30°C ... +70°C	
	Max. permissible relative humidity (non-condensing)	100 %	
	Max. operation altitude	3000 m	
	Protection class	IP65	
Basic data	Dimension (W/H/D)	51 / 112 / 27 mm	
	Mounting method	Plug and play	
	Certificate	CE	

Ai-Dongle LAN/WLAN



The Ai-Dongle LAN/WLAN allows Solplanet inverters to connect to the Solplanet Cloud and App. The inverter and meter data is collected and sent to the Solplanet Cloud via the internet to allow for easy PV plant monitoring.

Smart

- Smart zero export control design

Simple

- Easy to install on site

Reliable

- Adapt to various application scenarios

Technical Datasheet

ASW-WLAN-G1

Device Management	Max. Number of Manageable Devices		1 or 10
	Communication Interface	North Communication	LAN x 1, 10 / 100 / 1000 Mbps WLAN x 1, 2.4G
South Communication		RS 485 (USB Type A) Or RS 485 (Aviation plug with 4 pin)	
Interaction	LED	LED Indicator x 2	
	APP	Solplanet APP	
Environment	Operating Temperature Range	-40°C ~ 60°C (-40°F ~ 140°F)	
	Storage Temperature	-40°C ~ 70°C (-40°F ~ 158°F)	
	Relative Humidity (Non-condensing)	5% ~ 95%	
	Max. Operating Altitude	4,000 m (13,123 ft.)	
Electrical	DC Power Supply	5V	
	Power Consumption	Typical 2 W, Max. 5 W	
Mechanical	Dimensions (W x H x D)	50mm*34mm*170mm	
	Weight	100g	
	Protection Degree	IP66	

Ai-Logger 1000 data logger

Ai-Logger



Ai-Logger 1000 data logger allows Solplanet inverters to connect to the Solplanet Cloud. The inverter and meter data is collected and sent to the Solplanet Cloud via the internet to allow for easy PV plant monitoring.

Smart

- Smart zero export control design

Simple

- Easy to install on site

Reliable

- Adapt to various application scenarios

Technical Datasheet

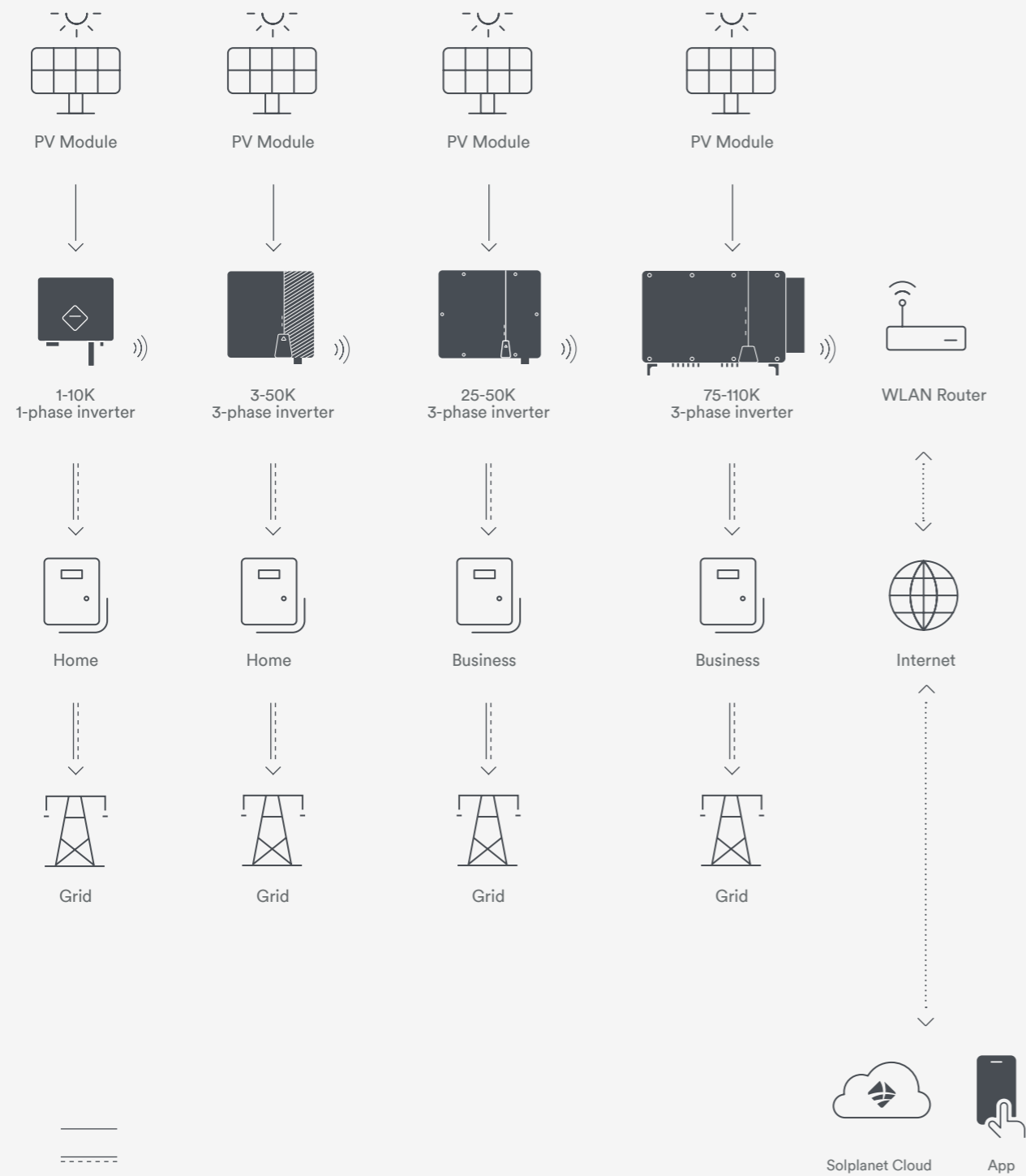
Ai-Logger 1000

Device Management	Max. Number of Manageable Devices*		80
	Communication Interface	North Communication	WLAN x 1, 2.4 GHz LAN x 1, 10 / 100 / 1000 Mbps
South Communication		RS485 Ethernet	
Others		Digital / Analog Input / Output	
COM x 3, 1000 m 1 DI x 4, DO x 2			
Interaction	LED	LED Indicator x 4 – COM 1-3, North communication	
	WEB	Embedded Web	
	USB	USB 2.0 x 1	
	RST	1	
Environment	Operating Temperature Range	-40°C ~ 60°C (-40°F ~ 140°F)	
	Storage Temperature	-40°C ~ 70°C (-40°F ~ 158°F)	
	Relative Humidity (Non-condensing)	5% ~ 95%	
	Max. Operating Altitude	4,000 m (13,123 ft.)	
Electrical	DC Power Supply	12 V ~ 24 V / 2 A	
	Power Consumption	Typical 8 W, Max. 15 W	
Mechanical	Dimensions (W x H x D)	240 mm x 126 mm x 42 xmm	
	Weight	453 g	
	Protection Degree	IP20	
	Installation Options	Wall Mounting, DIN Rail Mounting, Tabletop Mounting	

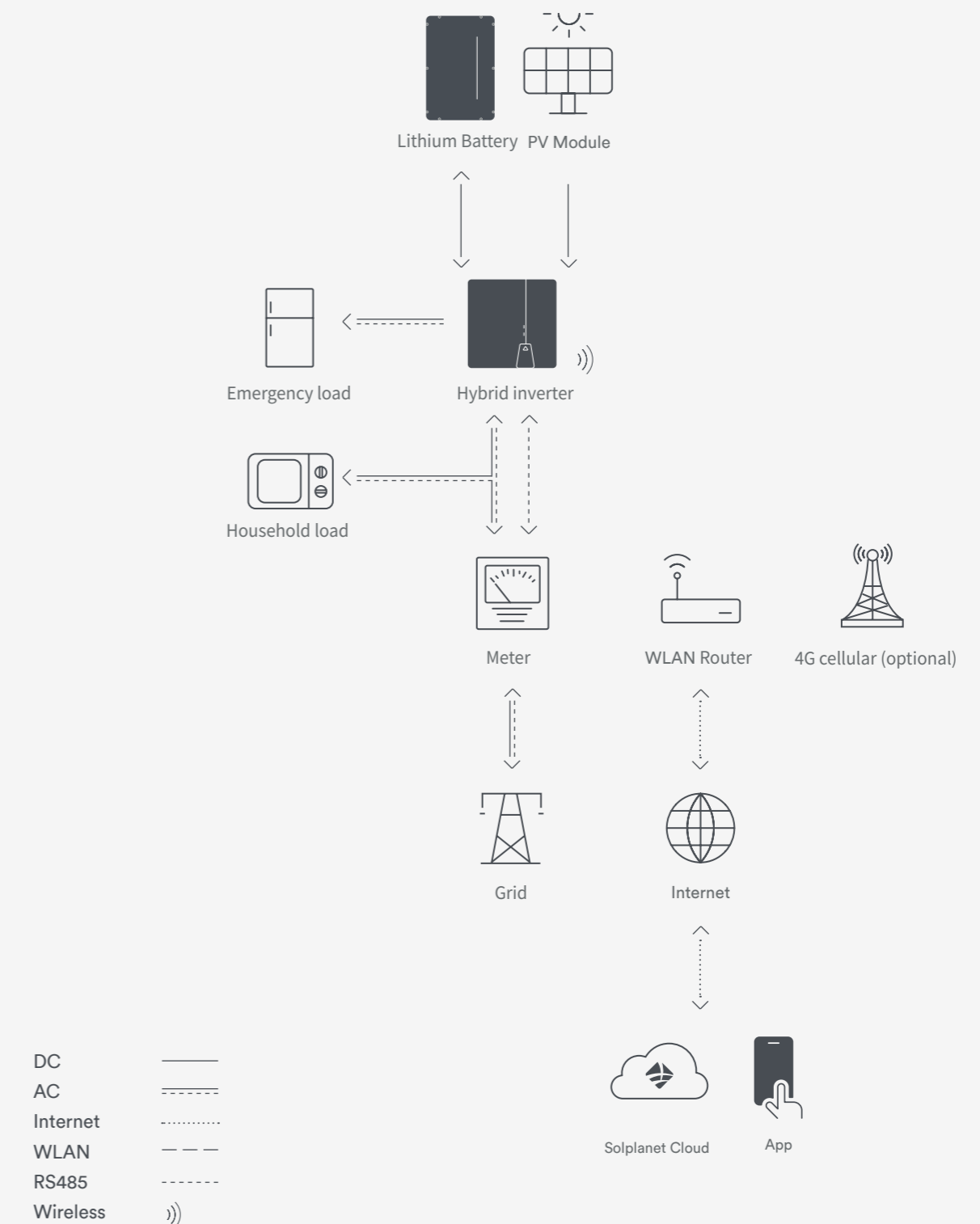
* Each 485 interface can connect up to 30 inverters or 1 smart meter.

Wi-Fi stick connection & monitor set up for single and three phase inverters

Wi-Fi connection & monitor set up for hybrid inverters



DC ———
 AC = = =
 Internet - - - - -
 Wireless)))



DC ———
 AC = = =
 Internet - - - - -
 WLAN - - - - -
 RS485 - - - - -
 Wireless)))

Internationally accredited laboratory

Our products are tested and certified according to strict international quality standards.

In addition to international quality test and certification of our products, our quality centre is also contributor and formulator of many international standards and the main drafting company of the China Quality Certification Center “Standards for Certification of Household Roof Solar System”.



Intertek



SOLPLANET INTERNATIONAL

info@solplanet.net
sales@solplanet.net
service.LATAM@solplanet.net
service.EMEA@solplanet.net
service.APAC@solplanet.net

SOLPLANET AUSTRALIA

Sales: +61 390 988 674
sales.au@solplanet.net
Service: +61 390 988 674
service.au@solplanet.net

SOLPLANET BRAZIL

Sales: +55 51 99800 8500
sales.br@solplanet.net
Service: +55 0800 606 6016
service.LATAM@solplanet.net

SOLPLANET GERMANY

Sales: +49 151 59184325
sales.de@solplanet.net
Service: +31 20 800 4844 (EN)
service.EMEA@solplanet.net

SOLPLANET HUNGARY

Sales: +36 70 787 0070
sales.hu@solplanet.net
Service: +36 465 00 384
service.hu@solplanet.net

SOLPLANET KOREA

Sales: +82 31 422 8110
sales.kr@solplanet.net
Service: +82 31 422 8110
service.asia@solplanet.net

SOLPLANET POLAND

Sales: +48 600 080 311
sales.pl@solplanet.net
Service: +48 13 4926 109
service.pl@solplanet.net

SOLPLANET SOUTH AFRICA

Sales: +27 814164126
sales.rsa@solplanet.net
service.EMEA@solplanet.net

SOLPLANET IBERIA

Sales: +34 676 633 900
sales.es@solplanet.net
Service: +31 20 800 4844 (EN)
service.EMEA@solplanet.net

SOLPLANET SWEDEN

Sales: +46 760 499 083
sales.se@solplanet.net
Service: + 46 (8) 43737879 (EN)
service.EMEA@solplanet.net

SOLPLANET THE NETHERLANDS

Sales: +31 202 402 557
sales.nl@solplanet.net
Service: +31 20 800 4844 (EN)
service.nl@solplanet.net

SOLPLANET TURKEY

Sales: +90 554 631 1089
sales.tr@solplanet.net
Service: +90 850 346 0024
service.tr@solplanet.net

AISWEI GREATER CHINA

Sales: +86 512 6937 2978
sales.china@aiswei-tech.com
Service: +86 400 801 9996
service.china@aiswei-tech.com